

PRIMARY STANDARDS

Bacteriological	MCL	MWWSSB Highest Detected Level	Rolling Hills Highest Detected Level
Total Coliform Bacteria	<5%	coliform absent	coliform absent

Radiological*	MCL	Highest Detected Level	Highest Detected Level
Gross Alpha	15 pCi/L	8.5	ND
Radium 228	5 pCi/L	0.8	0.2

*Results are from the most recent testing done in 2013 in accordance with applicable regulations.

Turbidity	MCL	Highest Single Measurement	Highest Single Measurement
Turbidity	TT	0.10	-

Inorganic Chemicals	MCL	Highest Detected Level	Highest Detected Level
Antimony	6 ppb	ND	ND
Arsenic	10 ppb	ND	ND
Barium	2 ppm	0.1	ND
Beryllium	4 ppb	ND	ND
Cadmium	5 ppb	ND	ND
Chlorine Dioxide	800 ppb	615	-
Chlorite	1 ppm	0.99	-
Chromium	100 ppb	ND	ND
Copper	AL = 1.3 ppm	90th percentile value = 0.092	-
Cyanide	200 ppb	ND	ND
Fluoride	4 ppm	0.7	ND
Lead	AL = 15 ppb	90th percentile value = ND	-
Mercury	2 ppb	ND	ND
Nitrate	10 ppm	ND	ND
Nitrite	1 ppm	ND	ND
Selenium	50 ppb	ND	ND
Thallium	2 ppb	ND	ND

LEGEND FOR TABLES:

AL – action level	NTU – nephelometric turbidity unit
MCL – maximum contaminant level	pCi/L – picocuries per liter
MCLG – maximum contaminant level goal	ppb – parts per billion
MWWSSB – Montgomery Water Works & Sanitary Sewer Board	ppm – parts per million
n/a – not applicable	ppt – parts per trillion
ND – not detected	TON – threshold odor number
NS – no standard exists	TT – treatment technique
	uS/cm - micromhos per centimeter

SOURCE OF MONTGOMERY'S WATER

For years, Montgomery's only source of water was its well fields in West and North Montgomery. These well fields withdraw groundwater from several underground aquifers and provide high quality, clean water that requires less treatment than surface water. However, the cost of transporting and maintaining the wells is also higher than using surface water. Considering this fact and Montgomery's growing population, in 1965 the C.T. Perry Water Purification Plant was built on the Tallapoosa River. Today, this plant has a capacity of 60 million gallons of water per day (MGD) and accounts for 60% of Montgomery's water supply. The Day Street Pump Station (20 MGD), the Hanan Water Treatment Plant (12.5 MGD), and all well fields account for the remaining 40%. Together, our water sources provide water for Montgomery and surrounding areas.

A source water assessment was conducted for the water supply of Montgomery Water Works including both the surface water and groundwater. An investigation of potential sources of contamination located within our water supply area was conducted. Each source was examined individually to determine the possible impact on the raw water supply. The majority of sources identified during the investigation pose little or no significant threat to our water supply. For more information about the source water assessment or to view a copy of the reports resulting from this investigation, please contact us at (334) 206-1600.

ADDITIONAL INFORMATION

All drinking water, including bottled water, may reasonably be expected to contain at least small amounts of some contaminants. The presence of contaminants does not necessarily indicate that water poses a health risk. More information about contaminants and potential health effects can be obtained by calling the Environmental Protection Agency's Safe Drinking Water Hotline (800-426-4791).

The sources of drinking water (both tap water and bottled water) include rivers, lakes, streams, ponds, reservoirs, springs, and wells. As water travels over the surface of the land or through the ground, it dissolves naturally occurring minerals and radioactive material, and it can pick up substances resulting from the presence of animals or from human activity.

To ensure that tap water is safe to drink, EPA prescribes regulations that limit the amount of certain contaminants in water provided by public water systems. FDA regulations establish limits for contaminants in bottled water.

If present, elevated levels of lead can cause serious health problems, especially for pregnant women and young children. Lead in drinking water is primarily from materials and components associated with service lines and home plumbing. Montgomery Water Works and Sanitary Sewer Board is responsible for providing high quality drinking water, but cannot control the variety of materials used in plumbing components. When your water has been sitting for several hours, you can minimize the potential for lead exposure by flushing your tap for 30 seconds to 2 minutes before using your water for drinking or cooking. If you are concerned about lead in your water, you may wish to have your water tested. Information on lead in drinking water, testing methods, and steps you can take to minimize exposure is available from the Safe Drinking Water Hotline or at <http://www.epa.gov/safewater/lead>.

CONTACT INFORMATION

Thomas R. Morgan,
General Manager
2000 Interstate Park Drive
Montgomery, AL 36109
(334) 206-1600
www.mwssb.com

BOARD OF DIRECTORS

Richard E. Hanan, Chairman
Ray L. Roton, Vice-Chairman
Bernice Robertson, Secretary
George Chapman
Hugh M. Cole
Greg Crawford
J. Scott Harris
Pamela M. King
Mildred J. Worthly

BOARD MEETINGS

Regular Board of Directors meetings are held the third Tuesday of every month at 1:15 p.m. at 2000 Interstate Park Drive

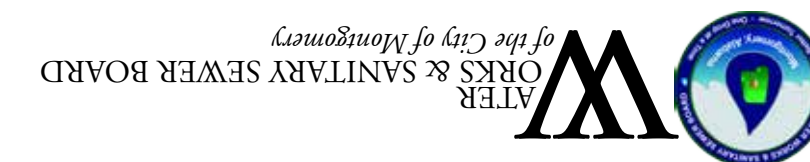
Organic Chemicals	MCL	MWWSSB Highest Detected Level	Rolling Hills Highest Detected Level
2,4-D***	70 ppb	ND	ND
2,4,5-TP (Silvex)***	50 ppb	ND	ND
Alachlor***	2 ppb	ND	ND
Atrazine***	3 ppb	ND	ND
Benzo(a)pyrene (PAHs)***	200 ppt	ND	ND
Carbofuran***	40 ppb	ND	ND
Chlordane***	2 ppb	ND	ND
Dalapon***	200 ppb	ND	ND
Di(2-ethylhexyl)adipate***	400 ppb	ND	ND
Di(2-ethylhexyl)phthalate***	6 ppb	ND	ND
Dinoseb***	7 ppb	ND	ND
Diquat***	20 ppb	ND	ND
Endothal***	100 ppb	ND	ND
Endrin***	2 ppb	ND	ND
Glyphosate***	700 ppb	ND	ND
Heptachlor***	400 ppt	ND	ND
Heptachlor epoxide***	200 ppt	ND	ND
Hexachlorobenzene***	1 ppb	ND	ND
Lindane***	200 ppt	ND	ND
Methoxychlor***	40 ppb	ND	ND
Oxamyl (Vydate)***	200 ppb	ND	ND
PCBs***	500 ppt	ND	ND
Pentachlorophenol***	1 ppb	ND	ND
Picloram***	500 ppb	ND	ND
Simazine***	4 ppb	ND	ND
Toxaphene***	3 ppb	ND	ND
Benzene	5 ppb	ND	ND
Carbon Tetrachloride	5 ppb	ND	ND
Chlorobenzene	100 ppb	ND	ND
o-Dichlorobenzene	600 ppb	ND	ND
p-Dichlorobenzene	75 ppb	ND	ND
1,2-Dichloroethane	5 ppb	ND	ND
1,1-Dichloroethylene	7 ppb	ND	ND
cis-1,2-Dichloroethylene	70 ppb	ND	ND
trans-1,2-Dichloroethylene	100 ppb	ND	ND
Dichloromethane	5 ppb	ND	ND
1,2-Dichloropropane	5 ppb	ND	ND
Ethylbenzene	700 ppb	ND	ND
Haloacetic Acids	60 ppb	33	-
Styrene	100 ppb	ND	ND
Tetrachloroethylene	5 ppb	ND	ND
1,2,4-Trichlorobenzene	70 ppb	ND	ND
1,1,1-Trichloroethane	200 ppb	ND	ND
1,1,2-Trichloroethane	5 ppb	ND	ND
Trichloroethylene	5 ppb	ND	ND
Total Trihalomethanes	80 ppb	54	-
Toluene	1 ppm	ND	ND
Vinyl Chloride	2 ppb	ND	ND
Xylenes	10 ppm	ND	ND
Total Organic Carbon	TT (ppm)	1.9	

*** Results are from the most recent testing done in 2015 in accordance with applicable regulations.



Water Quality Report 2017

Presorted Std
U.S. Postage
PAID
Permit No. 456
Montgomery, AL



WE'VE MOVED TO BETTER SERVE YOU!

We have relocated our office to 2000 Interstate Park Drive, located off of Perry Hill Road, near I-85.

The Customer Service department is conveniently located on the first floor

with payment kiosks and Customer Service Representatives available to assist with account needs.

Outdoor payment kiosks are available 24 hours a day, 7 days a week!

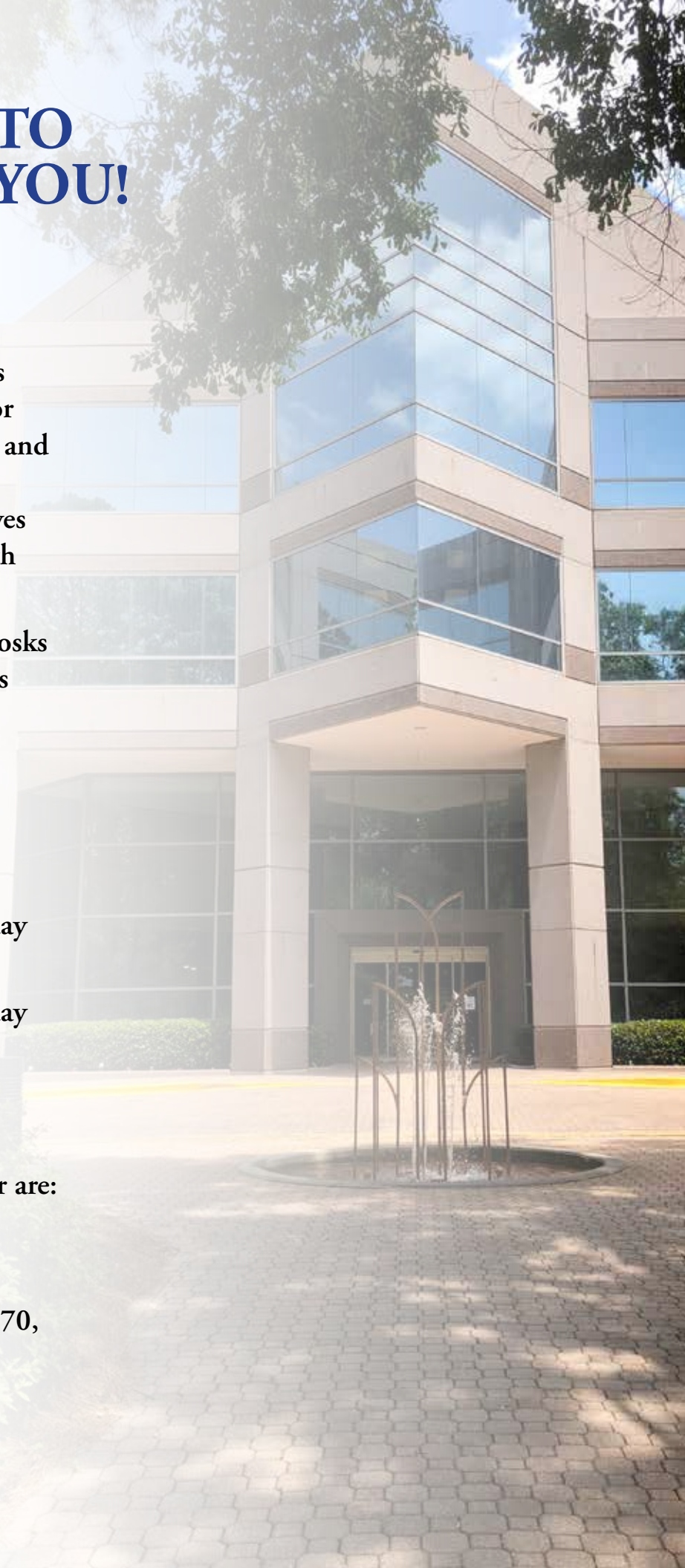
Customer parking is abundant, free, and convenient!

OFFICE HOURS:
7:00 a.m. – 4:00 p.m., Monday-Friday
CALL CENTER HOURS:
7:00 a.m. – 6:00 p.m., Monday-Friday
Phone #: (334) 206-1600

Website: www.mwwssb.com
Email: customer@mwssb.com

Other payment options that we offer are:

- Our website – www.mwwssb.com
- By telephone – (334) 206-1600
- Mail your payment to P.O. Box 1670, Montgomery, AL 36102

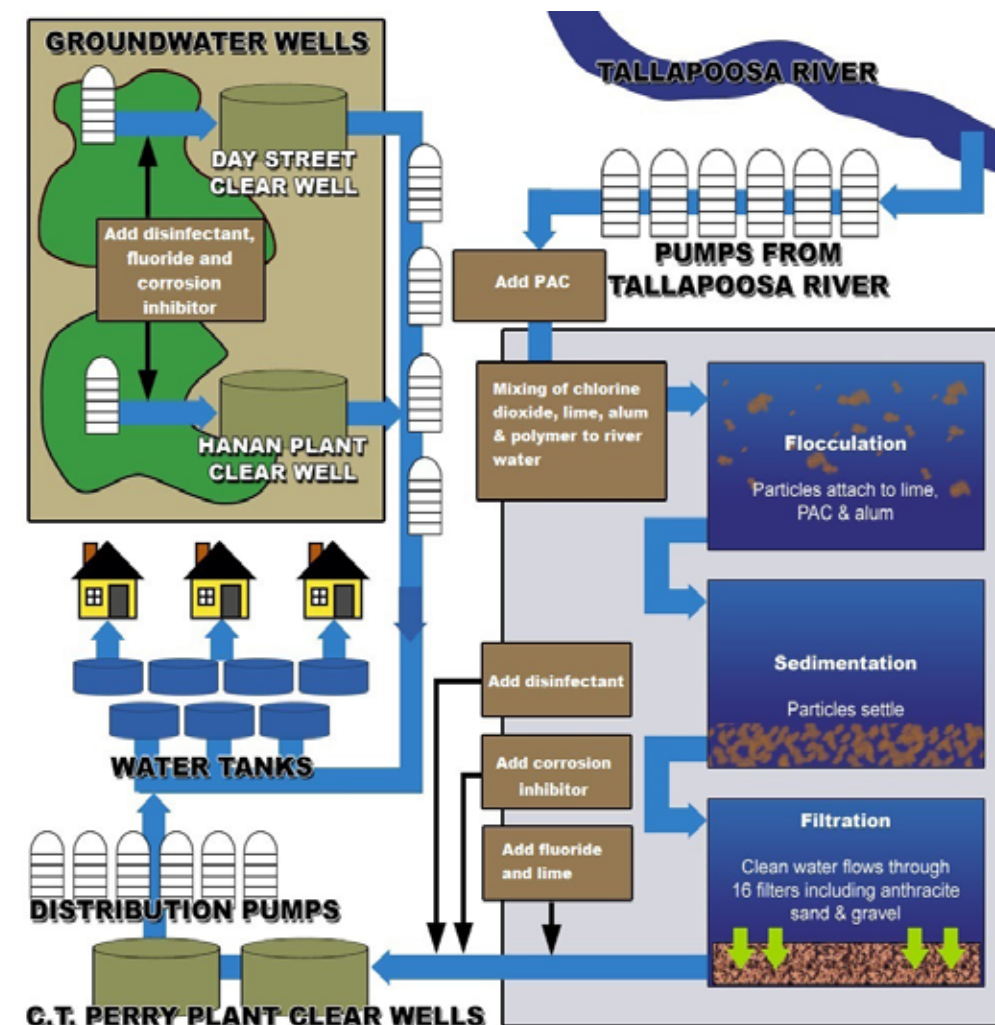


Health Information

Some people may be more vulnerable to contaminants in drinking water than the general population. People who are immunocompromised, such as cancer patients undergoing chemotherapy, organ transplant recipients, HIV / AIDS positive or other immune system disorders, some elderly, and infants can be particularly at risk from infections. People at risk should seek advice about drinking water from their health care providers. EPA / CDC guidelines on appropriate means to lessen the risk of infection by Cryptosporidium and other microbiological contaminants are available from the Safe Drinking Water Hotline (800-426-4791).

Cryptosporidium and Giardia

Cryptosporidium and Giardia are microscopic organisms that are relatively widespread in the environment. Surface waters, such as lakes and rivers that contain a high amount of sewage contamination or animal wastes are more susceptible to increased numbers of these parasites. The Montgomery Water Works and Sanitary Sewer Board is taking steps to make sure that these organisms do not pose a problem in your drinking water. Current protection measures taken at the C.T. Perry Water Purification Plant include chlorination, filtration, and monitoring turbidity levels and particle sizes. Additionally, routine backwashing of the filters helps to eliminate the chances of finding these organisms in treated water. Occasionally, we have found these organisms in the raw water, but neither Cryptosporidium nor Giardia has ever been detected in the finished water. We will continue to monitor for these and other contaminants and take all necessary precautions to ensure that your water is safe for your use.



DEFINITIONS

Primary Standards – Used as guides to protect public health. Primary standards include maximum contaminant levels, maximum contaminant level goals, action levels, and treatment techniques.

Secondary Standards – Guidelines to assure good aesthetic quality of water. Secondary standards apply to contaminants that affect the taste, odor or color of water, stain sinks or bathtubs, or interfere with treatment processes.

Maximum Contaminant Level Goal (MCLG) – The level of a contaminant in drinking water below which there is no known or expected risk to health. MCLGs allow for a margin of safety.

Maximum Contaminant Level (MCL) – The highest level of a contaminant that is allowed in drinking water. MCLs are set as close to the MCLGs as feasible using the best available treatment technology.

Maximum Residual Disinfectant Level Goal (MRDLG) – The level of a drinking water disinfectant below which there is no known or expected risk to health. MRDLGs do not reflect the benefits of the use of disinfectants to control microbial contaminants.

Maximum Residual Disinfectant Level (MRDL) – The highest level of a disinfectant allowed in drinking water. There is convincing evidence that addition of a disinfectant is necessary for control of microbial contaminants.

Treatment Technique – A required process intended to reduce the level of a contaminant in drinking water.

Action Level – The concentration of a contaminant that triggers treatment or other requirement a water system shall follow.

Based on a study conducted by ADEM with the approval of the EPA a statewide waiver for the monitoring of asbestos and dioxin was issued. Thus, monitoring for these contaminants was not required.

Este informe contiene informacion muy importante sobre su agua beber. Traduzcalo o hable con alguien que lo entienda bien.

TABLE OF DETECTED CONTAMINANTS

PRIMARY STANDARDS		MWWSSB			ROLLING HILLS			
Radiological*	Units	MCL	MCLG	Highest Detected Level	Range of Detected Levels	Highest Detected Level	Range of Detected Levels	Likely Sources
Gross Alpha	pCi/L	15	0	8.5	0.4 - 8.5	ND	ND	Erosion of natural deposits
Radium 228	pCi/L	5	0	0.8	ND - 0.8	0.2	0.2	Erosion of natural deposits

* Results are from the most recent testing done in 2013 in accordance with applicable regulations.

Turbidity	Units	MCL	MCLG	Highest Single Measurement	Samples Meeting Limits	Highest Single Measurement	Samples Meeting Limits	Likely Sources
Turbidity	NTU	TT	n/a	0.10	100%	-	-	Soil runoff

Turbidity is a measure of the cloudiness of the water. We monitor it because it is a good indicator of the effectiveness of our filtration system.

Inorganic Chemicals	Units	MCL	MCLG	Highest Detected Level	Range of Detected Levels	Highest Detected Level	Range of Detected Levels	Likely Sources
Barium	ppm	2	2	0.1	ND - 0.1	ND	ND	Discharge of drilling wastes; discharge from metal refineries; erosion of natural deposits
Chlorine Dioxide	ppb	800	800	615	11 - 615	-	-	Water additive used to control microbes
Chlorite	ppm	1	0.8	0.9	0.2 - 0.9	-	-	Byproduct of drinking water disinfectant
Copper	ppm	AL = 1.3	1.3	90th Percentile Value = 0.092	Zero sites above action level	-	-	Corrosion of household plumbing systems; erosion of natural deposits; leaching from wood preservatives
Fluoride	ppm	4	4	0.7	ND - 0.7	ND	ND	Water additive which promotes strong teeth; erosion of natural deposits; discharge from fertilizer and aluminum factories

Disinfection Byproducts	Units	MCL	MCLG	Highest Detected Levels	Range of Detected Levels	Highest Detected Levels	Range of Detected Levels	Likely Sources
Haloacetic Acids	ppb	60	0	33	ND - 33	-	-	Byproduct of drinking water chlorination
Total Trihalomethanes	ppb	80	0	54	ND - 54	-	-	Byproduct of drinking water chlorination

SECONDARY STANDARDS		MWWSSB			ROLLING HILLS			
Inorganic Chemicals	Units	MCL	MCLG	Highest Detected Level	Range of Detected Levels	Highest Detected Level	Range of Detected Levels	Likely Sources
Chloride	ppm	250	-	22	7 - 22	15	15	Water additive used to control microbes
Color	units	15	-	1	1	1	1	
Foaming Agents	ppb	500	-	80	ND - 80	105	105	
Iron	ppb	300	-	168	ND - 168	ND	ND	Erosion of natural deposits
Manganese	ppb	50	-	23	ND - 23	ND	ND	Erosion of natural deposits; Runoff from landfills
Odor	TON	3	-	1	ND - 1	1	1	
Sulfate	ppm	250	-	30	3 - 30	17	17	Erosion of natural deposits
Total Dissolved Solids	ppm	500	-	328	176 - 328	276	276	Erosion of natural deposits

Inorganic Chemicals (unregulated)**	Units	MCL	MCLG	Average Detected Level	Range of Detected Levels	Average Detected Level	Range of Detected Levels	Likely Sources
Alkalinity, Total	ppm	NS	NS	125	24 - 209	192	192	Alkalinity comes from the bicarbonate, hydroxide components of a natural or treated water supply
Calcium	ppm	NS	NS	16	2 - 43	8	8	Erosion of natural deposits
Carbon Dioxide	ppm	NS	NS	1	ND - 2	2	2	Erosion of natural deposits
Conductivity	uS/cm	NS	NS	348	205 - 514	460	460	
Hardness, Total	ppm	NS	NS	44	5 - 124	25	25	Calcium carbonate occurs as erosion of natural deposits
Magnesium	ppm	NS	NS	1.2	0.1 - 4.1	1.0	1.0	Erosion of natural deposits
pH	std units	NS	NS	8.2	7.5 - 8.6	8.4	8.4	pH identifies the presence of acid or base in water
Sodium	ppm	NS	NS	7	3 - 18	15	15	Erosion of natural deposits

Organic Chemicals (unregulated)**	Units	MCL	MCLG	Average Detected Levels	Range of Detected Levels	Average Detected Levels	Range of Detected Levels	Likely Sources
Bromochloromethane	ppb	NS	NS	1.1	ND - 1	-	-	Byproduct of drinking water chlorination
Total Organic Carbon	ppm	NS	NS	1.3	0.9 - 1.9	-	-	Naturally present in the environment

**Unregulated contaminants are those for which EPA has not established drinking water standards. The purpose of unregulated contaminant monitoring is to assist EPA in determining the occurrence of unregulated contaminants in drinking water and whether future regulation is warranted.